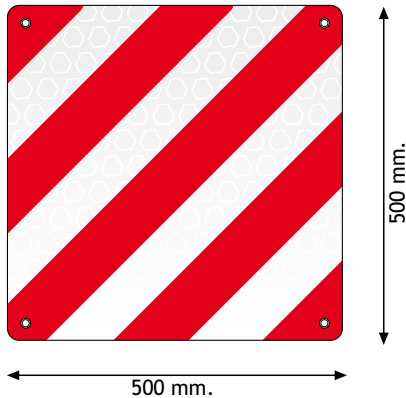


Pannelli per carichi sporgenti omologati


Homologated rear reflecting panels for protruding loads

Tipo italiano/Italian type



Cod. 90079 Pannello alluminio 500x500 ± 1 mm.
Aluminium panel 500x500 ± 1 mm.

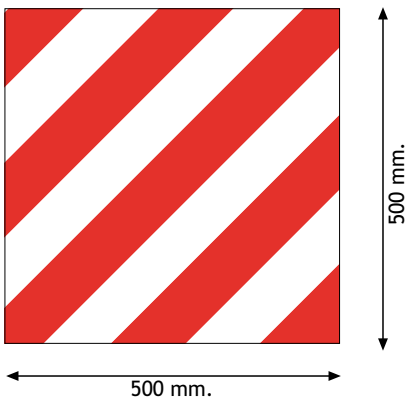
Tipo spagnolo/Spanish type



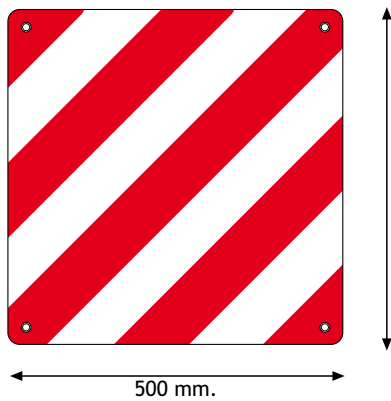
Cod. 90068 Pannello alluminio 500x500 ± 1,4 mm.
Aluminium panel 500x500 ± 1,4 mm.

Pannelli per carichi sporgenti tipo Benelux

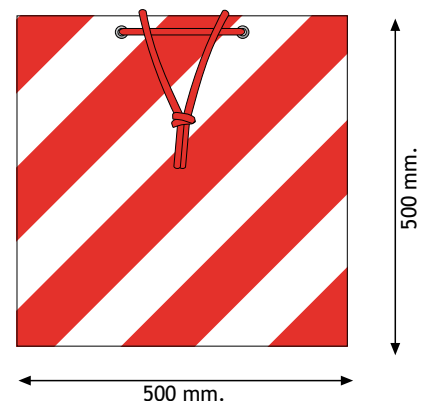
Rear reflecting panels for protruding loads Benelux type



Cod. 90032 Pannello alluminio 500x500x1 mm.
in pellicola rossa classe 1 con
bianco coprente.
Aluminium panel 500x500x1 mm.
red film class 1 and white mat ink.



Cod. 90034 Pannello alluminio 500x500x1 mm.
in pellicola classe 1 con angoli
arrotondati e con 4 fori rivettati.
Aluminium panel 500x500x1 mm.
film class 1 with four riveted holes
and rounded corner.



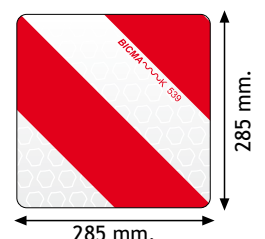
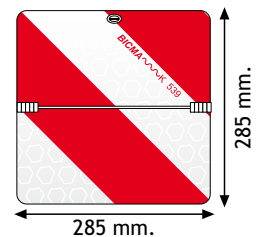
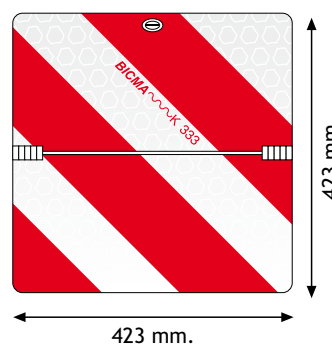

Cod. 90065 Pannello alluminio 500x500x1 mm.
in pellicola classe 1 con due fori
rivettati e corda.
Aluminium panel 500x500x1 mm.
film class 1 with two riveted holes
and rope.

Cod. 90033 Pannello alluminio 500x500x1 mm.
in pellicola bianca classe 1 con
rosso coprente.
Aluminium panel 500x500x1 mm.
white film class 1 and red mat ink.

Segnali per veicoli in sosta

German parking panels

	Destro Right	Sinistro Left
Fisso 423x423 mm Panel	Cod. 90027	Cod. 90028
Pieghevole 423x423 mm Folding	Cod. 90029	Cod. 90030
Pieghevole 285x285 mm Folding	Cod. 90311	Cod. 90312
Fisso 285x285 mm Panel	Cod. 90301	Cod. 90302





- Cod. 99001** Disco adesivo 200 mm. 15km.
Self-adhesive speed limit disc 200 mm. 15km.
Cod. 99101 Disco con supporto allum. 1 mm. - 200 mm. 15km.
Speed limit disc with aluminium support 1 mm. 200 mm. 15km.



- Cod. 99002** Disco adesivo 200 mm. 40km.
Self-adhesive speed limit disc 200 mm. 40km.
Cod. 99102 Disco con supporto allum. 1 mm. - 200 mm. 40km.
Speed limit disc with aluminium support 1 mm. 200 mm. 40km.



- Cod. 99006** Disco adesivo 200 mm. 60km.
Self-adhesive speed limit disc 200 mm. 60km.
Cod. 99106 Disco con supporto allum. 1 mm. - 200 mm. 60km.
Speed limit disc with aluminium support 1 mm. 200 mm. 60km.



- Cod. 99003** Disco adesivo 200 mm. 70km.
Self-adhesive speed limit disc 200 mm. 70km.
Cod. 99103 Disco con supporto allum. 1 mm. - 200 mm. 70km.
Speed limit disc with aluminium support 1 mm. 200 mm. 70km.



- Cod. 99004** Disco adesivo 200 mm. 80km.
Self-adhesive speed limit disc 200 mm. 80km.
Cod. 99104 Disco con supporto allum. 1 mm. - 200 mm. 80km.
Speed limit disc with aluminium support 1 mm. 200 mm. 80km.



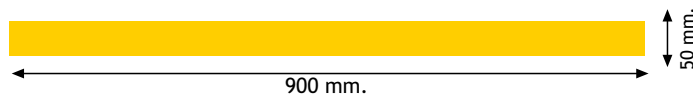
- Cod. 99005** Disco adesivo 200 mm. 100km.
Self-adhesive speed limit disc 200 mm. 100km.
Cod. 99105 Disco con supporto allum. 1 mm. - 200 mm. 100km.
Speed limit disc with aluminium support 1 mm. 200 mm. 100km.

Cod. 99080 Supporto alluminio ø 200 mm. ± 1 mm. / Aluminium disc support ø 200 mm. ± 1 mm.

Pannelli per segnalazioni trasporti eccezionali *Panels for vehicles for special load transport*



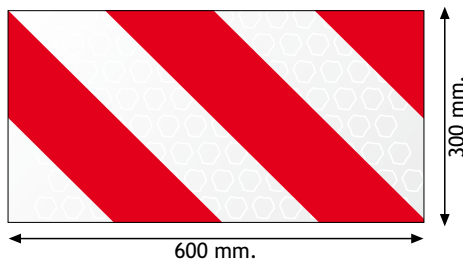
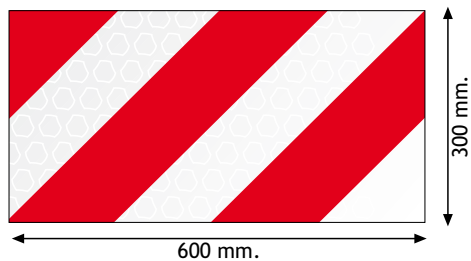
Cod. 90100 Pannello per trasporti eccezionali 600x150 - 2 mm.
Special load transport panel 600x150 alum. - 2 mm.



Cod. 90101 Pannello per trasporti eccezionali 900x50 - 2 mm.
Special load transport panel 900x50 alum. - 2 mm.



Cod. 90099 Pannello per trasporti eccezionali 1200x150 - 2 mm.
Special load transport panel 1200x150 alum. - 2 mm.



Cod. 90102
 Kit 2 pannelli
 300x600 - 2 mm
 Kit 2 special load transport
 panels 300x600
 alum. - 2 mm



Cod. 90200 Pannello per trasporti eccezionali bifacciale per scorte di sicurezza 1250x250 - 3 mm.
Special load transport panel for security convoys - doubleface 1250x250 alum. - 3 mm.



Cod. 90131
 Pannello per veicoli al traino 400x300 - 1 mm.
Panel for towed vehicles 400x300 - 1 mm.



Cod. 90133
 Pannello per veicoli eccezionali 600x150 - 2 mm.
Special load vehicle panel 600x150 - 2 mm.



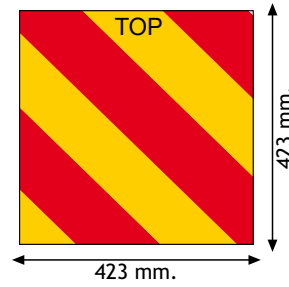
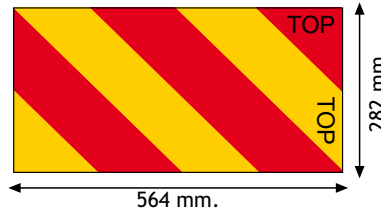
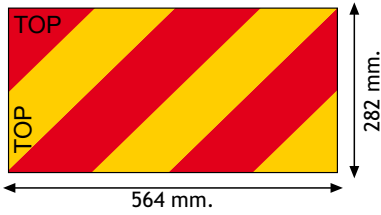
Cod. 90132 Pannello "non affiancarsi in curva" 600x300 - 2 mm.
Panel indicating not to drive along the vehicle when turning 600x300 - 2 mm.



Cod. 90015
 Targa pieghevole per trasporti eccezionali 620x600 - 2 mm. in pellicola arancio classe 1 completa di numeri.
Exceptional load folding plate 620x600 - 2 mm. orange film class 1 with set of numbers.

Pannelli retroriflettenti e fluorescenti di segnalazione delle attrezzature portate o semiportate dalle trattrici agricole durante la circolazione su strada in ottemperanza al D.M. n° 391 del 19 giugno 1992

Rear reflecting and fluorescent panels indicating carried or semi-carried agricultural equipment

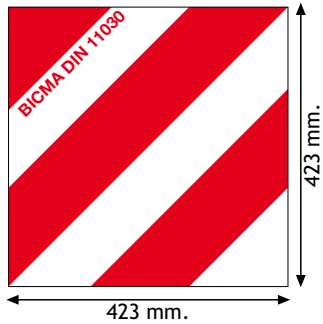


Cod. 90071 Kit 2 pannelli formato 282x564 ± 2 mm.
Kit 2 agricultural panels 282x564 mm alum. ± 2 mm.


Cod. 90072 Pannello 423x423 ± 2 mm.
Agricultural panel 423x423 mm alum. ± 2 mm

**Pannelli agricoli a norme
 DIN 11030 con pellicola classe 1**

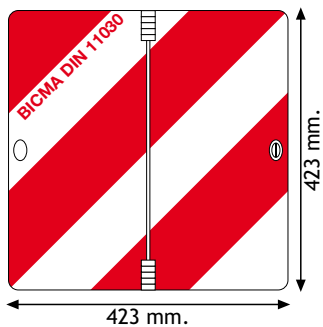
**Agricultural panels in
 conformity with DIN 11030 with class 1 film**



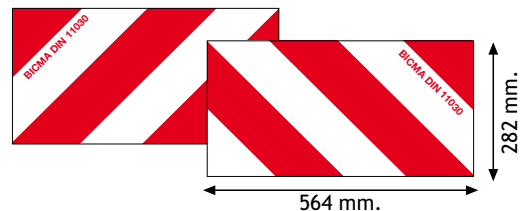
Pannello fisso zincato
 423x423 ± 0,8 mm.
*Panel zinc plated
 423x423 ± 0,8 mm.*
Cod. 90012 destro/*right*
Cod. 90011 sinistro/*left*



Pannello fisso zincato
 con angoli arrotondati
 423x423 ± 0,8 mm.
*Panel zinc plated
 with rounded corners
 423x423 ± 0,8 mm.*
Cod. 90022 destro/*right*
Cod. 90023 sinistro/*left*

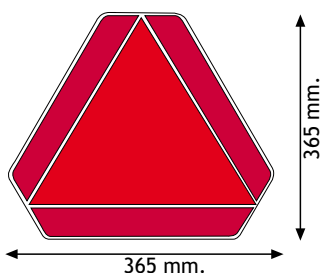


Pannello pieghevole in verticale
 zincato con angoli arrotondati
 423x423 ± 0,8 mm.
*Vertical folding panel zinc
 plated with rounded corners
 423x423 ± 0,8 mm.*
Cod. 90001 destro/*right*
Cod. 90002 sinistro/*left*



Cod. 90031
 Kit 2 pannelli zincati destro e sinistro 564x282 ± 0,8 mm.
Kit 2 panels left+right zinc plated 564x282 ± 0,8 mm.

**Triangolo ECE 69.01
 Warning Triangle ECE 69.01**



Cod. 70070
 Segnale in alluminio per veicoli
 agricoli lenti
*Aluminium markerboard for slow
 moving vehicles*